

Wednesday 22nd April

PE time with Joe Wicks

- Click on the link below to complete today's PE activity. We will do this every day this week
- You will need some space in your living room or bedroom.
- It's good for your body to get your heart racing but make sure you have a drink of water close by to keep yourself hydrated.
- <https://www.youtube.com/channel/UCAxW1XT0iEJo0TYIRfn6rYQ>

Daily TT Rock Stars

- Complete the next page in your TT Rock Stars booklet.
- Set yourself a timer for 3 minutes and see how many you can get correct in that time.
- If you finish before the 3 minutes is up, remember to write down your finish time
- Have a go on the TT Rock Stars website. Can you beat your last score?

Mental Maths

10-4-10

1. $35 + 5 + 5 =$

2. $52 - 10 =$

3. $2 \times 3 =$

4. $16 \div 2 =$

5. $\underline{\quad} - 9 = 5$

6. $32p + 19p =$

7. $\underline{\quad} - 6 = 51$

8. $78 + 21 =$

9. $\frac{1}{4}$ of 32 =

10. $12 \times \underline{\quad} = 60$

Mental Maths

10-4-10 - answers

1. $35 + 5 + 5 = \underline{45}$

2. $52 - 10 = \underline{42}$

3. $2 \times 3 = \underline{6}$

4. $16 \div 2 = \underline{8}$

5. $\underline{14} - 9 = 5$

6. $32p + 19p = \underline{51p}$

7. $\underline{57} - 6 = 51$

8. $78 + 21 = \underline{99}$

9. $\frac{1}{4}$ of 32 = $\underline{8}$

10. $12 \times \underline{5} = 60$

Maths- Unit fractions

- <https://whiterosemaths.com/homelearning/year-2/>
- Using the above link watch Lesson 3 - Step 8 - Unit Fractions
- Children will begin to understand the concept of a unit fraction by recognising it as one equal part of a whole. They link this to their understanding of recognising and finding thirds, quarters and halves.
- Children also need to understand that the denominator represents the number of parts that a shape or quantity is split into.

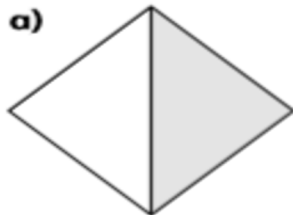
Maths- Unit Fractions-print this page if possible and follow the instructions on the video

Unit fractions



1 Complete the sentences for each shape.

a)



There are equal parts.

There is part shaded.

is shaded.

b)



There are equal parts.

There is part shaded.

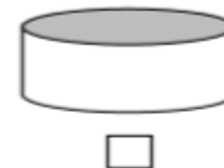
is shaded.

2 There are equal parts.

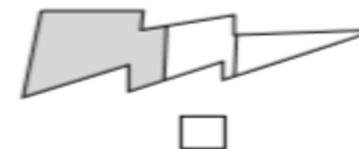
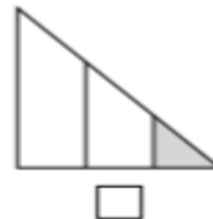
There is part circled.

is circled.

3 Tick the shape that has $\frac{1}{2}$ shaded.



4 Tick the shape that has $\frac{1}{3}$ shaded.



Print this page if possible and follow the instructions on the video

5 Tick the shapes that have $\frac{1}{4}$ shaded.








6 What fraction of each shape is shaded?










What is the same about the fractions?

What is different about them?

7 Here are some fractions.






Tick all the unit fractions.

Compare answers with a partner.

Can you think of any more unit fractions?

8 Match the objects to the unit fractions.



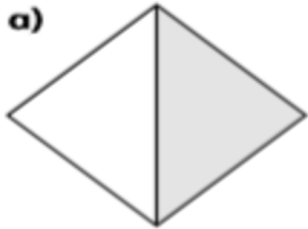
Answers to maths questions-Wednesday- Unit Fractions

Unit fractions



1 Complete the sentences for each shape.

a)



There are equal parts.

There is part shaded.

is shaded.

b)



There are equal parts.

There is part shaded.

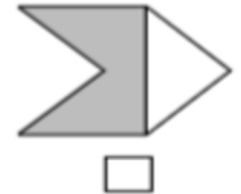
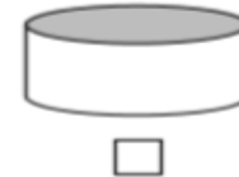
is shaded.

2 There are equal parts.

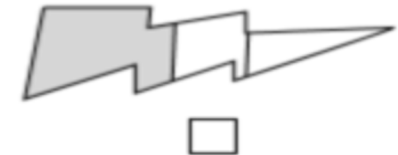
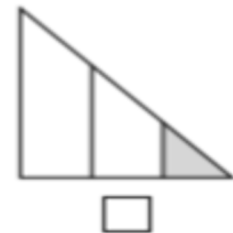
There is part circled.

is circled.

3 Tick the shape that has $\frac{1}{2}$ shaded.

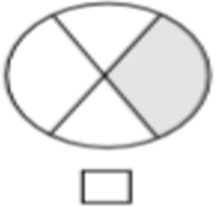


4 Tick the shape that has $\frac{1}{3}$ shaded.



Answers to Unit Fractions continued

- 5 Tick the shapes that have $\frac{1}{4}$ shaded.



- 6 What fraction of each shape is shaded?



$\frac{1}{2}$



$\frac{1}{3}$



$\frac{1}{4}$

What is the same about the fractions?

What is different about them?

- 7 Here are some fractions.

$\frac{1}{2}$ ✓

$\frac{2}{3}$

$\frac{3}{4}$

$\frac{1}{4}$ ✓

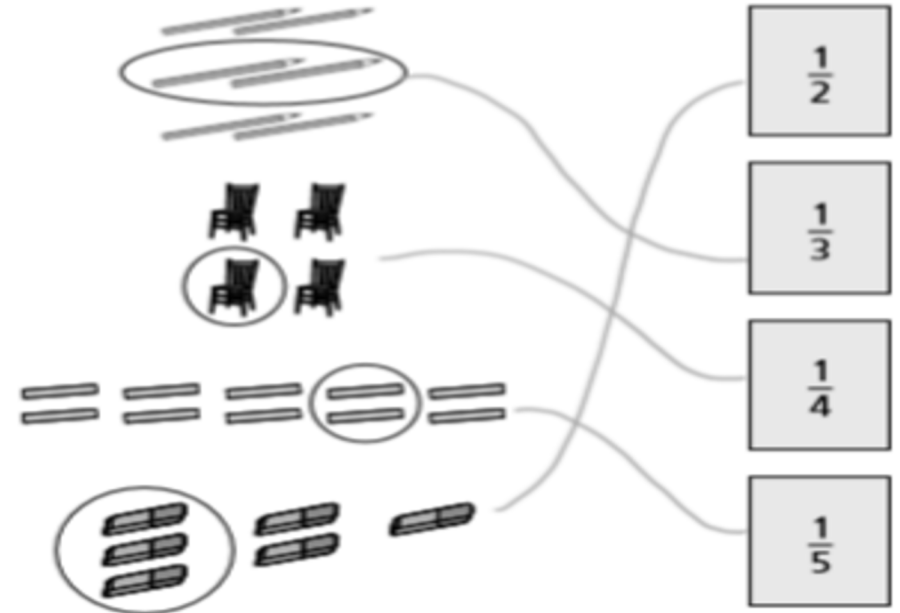
$\frac{1}{3}$ ✓

Tick all the unit fractions.

Compare answers with a partner.

Can you think of any more unit fractions?

- 8 Match the objects to the unit fractions.



Reading time

- Read your school reading book or a book from home for 20 minutes.
- Enjoy escaping on the new adventures with the different characters or learn something new if you have chosen to read a non-fiction book .
- Summarise your book to someone in your house in less than 30 words

English

Noun Phrases

- Let's start looking at this simple picture.



- What we can see? An alien.
- It's a noun. Let's now add some adjectives to make this simple phrase a bit more interesting.
- Remember an expanded noun phrase is a phrase built around a noun.
- A _____ , _____ alien.
- A **little, one eyed** alien. Or
- A **little, happy, orange** alien **with one eye.**
- Now work through the next set of slides to revise what you have learnt so far and to practice noun phrases. **You only need to answer these verbally. No need to print the following slides**

Noun phrases




Using words to describe and specify




a dog

Noun phrase

A noun phrase is a group of two or more words that contains a noun but no verb to tell us what the noun is doing or feeling.



a table




the flowers


Expanded noun phrase

An expanded noun phrase is a noun phrase with extra details added.


Adjectives can be added to add more information:




a golden, patterned
table




the red, blooming
flowers




Look at the pictures on the following pages and see if you can think of ways to expand the noun phrase by adding adjectives.




a tree



a dragon



a butterfly




the ice-cream



the baby

How did you do?



Do you think you will be able to write more interesting sentences using expanded noun phrases?

Noun phrases

Task 1: write at least 10 nouns you can see around you.

The next thing you need to do is expand these nouns, using lots of adjectives.

Then complete the activities that follow to reinforce the idea of expanded noun phrases.

Look at the pictures below. Choose 3 of your favourite animals and create an expanded noun phrase to describe each of them.

E.g. A small, beautiful, blue bird with a yellow beak.



Can you create some expanded noun phrases for these animals?

Use this sentence template and ideas from the vocabulary box below to help you

E.g. A adjective, adjective, adjective, noun, **with** adjective, adjective

A fearsome, powerful, hungry bear **with** sharp claws.



snake



shark



penguin



bear

Vocabulary bank- (you can add more of your own ideas)

fangs sharp vicious huge colossal black white hissing biting roarin
g blue like
daggers spotty green furry lumbering waddling beak teeth jaws
claws hairy ears brown fearsome powerful hungry

Topic

- Our next topic is called Castles and Dragons.
- Here are 4 famous castles from around the United Kingdom. Choose your favourite castle and use the internet to find 5 interesting facts about it.

Tower of London



Cardiff Castle



Edinburgh Castle



Belfast Castle

